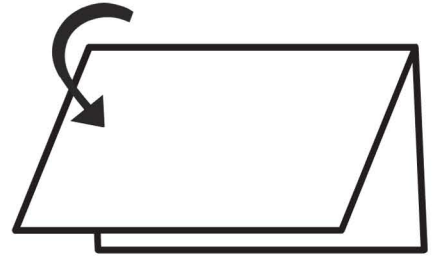


Make a Boat

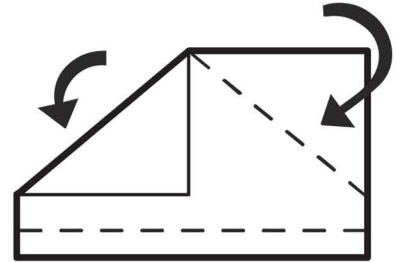
1

Fold the piece of paper in half, so you have a rectangular piece of paper with the long folded edge at the top.



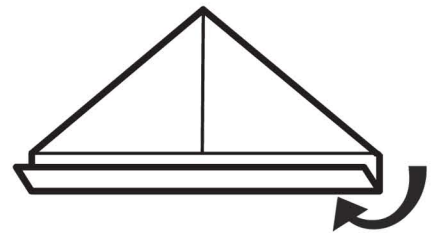
2

Fold in the corners as in the diagram so the edges meet to form two triangles.



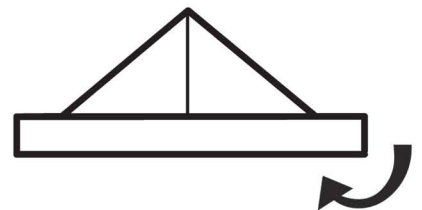
3

Fold up the bottom edge of the paper so it meets the bottom edge of the two triangles.



4

Fold up the bottom edge again, with the fold line running along the bottom edge of the triangles.



You may find it helpful to use a little sticky tape to keep it together. It may help to make the hat a little sturdier.

